


Saltwater Fish Species

Most common species listed below.
Others are available for special order.



Angelfish



Anthias



Goatfish




Gobies




Basslets



Batfish



Groupers



Hamlets



Blennies




Butterflies



Hawkfish




Hogfish




Cardinals




Clownfish



Lionfish




Puffers



Damsels




Dottybacks



Rabbitfish



Squirrelfish



Eels



Frogfish



Sweetlips



Tangs




Triggers




Wrasses

Corals & Invertebrates

Please visit our store location for
current availability and special orders.




Aquacultured



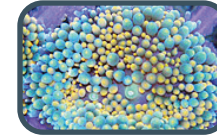
Anemones



Frag



Crabs



Mushrooms



Shrimp



Soft Corals



Starfish



Like Us On Facebook!








Visit Us Online:

- Sign up For Monthly Specials
- Aquarium Tips & Guides
- Available Food & Supplies

www.TheFishGuyStore.com

Acclimating Your New Fish:

-  Float the fish in unopened bag in your aquarium for 15-30 minutes.
-  Add a little aquarium water to the bag every 5 minutes.
-  Release or net your fish into the aquarium.
-  If you have existing fish in the aquarium, you should feed them before releasing your new fish.
-  If you have existing aggressive fish, you may want to re-arrange the aquarium before releasing new fish.



Membership Program

Join our membership program and enjoy savings on every visit:

-  **10% OFF All Fish**
-  **10% OFF Reptiles**
-  **10% OFF Dry Goods***

*Visit our website, or ask us for more information.

\$5 OFF
Your Next Purchase
of \$50.00 or more.

Limit 1 coupon per customer, per visit.



Aquarium Maintenance



New Tank Setup



Monthly Maintenance



Vacation Services



Tank Shut Down


Many plans available, customized to suit your needs. Enjoy your tank without the extra work!

Successful Tank Tips:

- 1) Make sure you have enough physical filtration and that the water flow in the tank is sufficient.
- 2) Be Patient! Wait for your tank to cycle long enough.
- 3) Monitor Salinity, pH, Ammonia, and Nitrates closely.
- 4) Choose your fish very carefully, make sure you understand what species are compatible together.
- 5) Don't overstock or crowd your aquarium with too many fish.
- 6) Maintain constant water temperature.
- 7) Perform regular water changes and tank cleaning routines.
- 8) Always be alert and watch out for early signs of illness to avoid having the illness spread to other fish.



Salt Water Fish, Coral & Invertebrates



952.474.4688

5623 Manitou Road
Excelsior MN 55331

www.TheFishGuyShop.com

Hours:
Mon-Sat 10-8
Sun 12-6

